






CHOOSE YOUR GLOBAL ADVENTURE

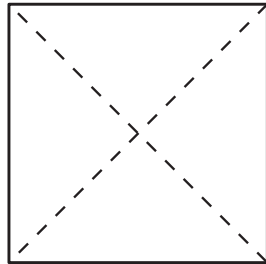
<p>4</p>  <p>ITALY</p>	<p>12</p> <p>GUTEN TAG (GERMAN)</p> <p>TELL A FRIEND OR FAMILY MEMBER ABOUT A MEMORABLE TRAVEL STORY!</p>	<p>11</p> <p>CIAO (ITALIAN)</p> <p>ACT LIKE A MIME COOKING YOUR FAVORITE MEAL</p>	<p>3</p>  <p>INDIA</p>
<p>5</p> <p>KONNICHIWA (JAPANESE)</p>	<p>SING YOUR CURRENT FAVORITE SONG - OPERA STYLE!</p>	<p>(WRITE YOUR OWN PROMPT OR ACTIVITY)</p> <p>_____</p> <p>_____</p> <p>_____</p>	<p>10</p> <p>BONJOUR (FRENCH)</p> <p>WRITE YOUR OWN PROMPT OR ACTIVITY</p>
<p>9</p> <p>NI HAO (CHINESE)</p>	<p>TRY A SOCIAL RECIPE</p> 	<p>RRRRRLL YOUR TALK "R'S" WHEN YOU TALK</p>	<p>6</p> <p>HOLA (SPANISH)</p>
<p>1</p>  <p>FRANCE</p>	<p>7</p> <p>NAMASTE (HINDI)</p> <p>PERFORM A 5-MINUTE YOGA SESSION</p>	<p>8</p> <p>HELLO (ENGLISH)</p> <p>SHARE A PHOTO OF YOUR FAVORITE TRIP - TAG @KROGERSOCIALSOCIAL OR #SOCIALSOCIAL</p>	<p>2</p>  <p>MÉXICO</p>

DIRECTIONS

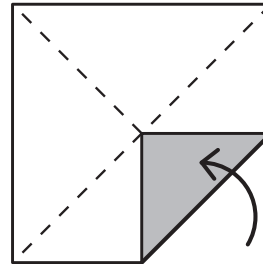
- 1 Cut out along the dotted lines
- 2 See page 2 for folding instructions



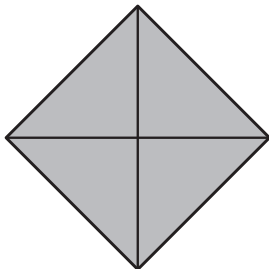
CHOOSE YOUR GLOBAL ADVENTURE



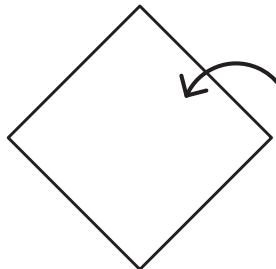
① Once you have cut out the square, fold both diagonals from corner to corner



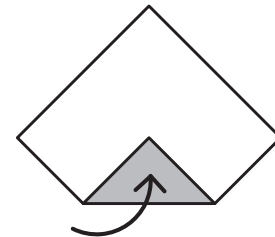
② Fold a corner to the center



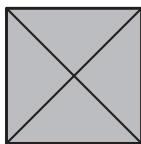
③ Fold all corners to the center



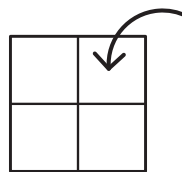
④ Turn Over



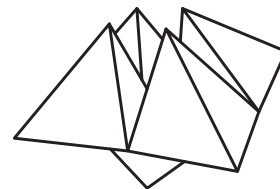
⑤ Fold a corner to the center



⑥ Fold all corners to the center



⑦ Turn Over



⑧ Insert fingers and play!

